

eDermaStamp[®]

by Dermaroller[®]

THE GOLD STANDARD IN MICRO-NEEDLING

TWIST

Redefining the Gold
Standard in Microneedling

HAIR & SCALP



Dermarolle



Licensed by Health Canada

DermaSpark
Products Inc.

CLINICAL BACKGROUND

Hair loss is a widely common condition which affects both males and females. In the U.S and Canada, about 60% of men experience '**Male-pattern baldness**', where up to 40% of women over 50 are affected by '**Female-pattern baldness**'. While hair loss may seem like an aesthetic issue, it is often accompanied by a significant negative psychological impact.

Male-pattern baldness



Also known as 'male alopecia', this condition is marked by a receding front hairline and hair loss on the crown of the head. Male-pattern baldness is attributed to heredity and hormonal imbalance in the scalp. Hair loss may start during teenage years, and will affect about 60% of adult males.

Female-pattern baldness



Also known as 'female alopecia', female-pattern baldness is characterized by thinning of hair on the top of the scalp. Genetics and hormonal imbalance are believed to be involved, although their distinct role has yet to be determined. Approximately 40% of women over the age of 50 are affected to some degree by hair loss.


WHY DO WE LOSE HAIR?


Hair loss is multi-factorial; we lose hair due to:

- Natural aging of the tissue in the scalp
- Sun exposure
- Nutrient deficiencies
- Harmful chemicals used for hair styling
- Pollution
- Diet & nutrition
- And more

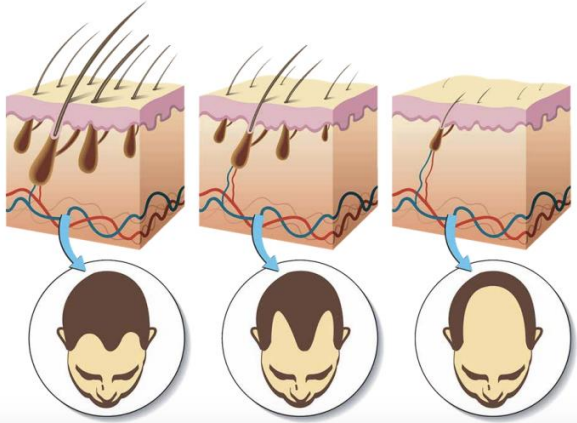
However, the scientific community widely acknowledges that the **#1 factor of hair loss** is hereditary imbalanced hormonal activity in our hair follicles – meaning, genes. Specifically, the blame is pointed towards one hormone called:

Dihydrotestosterone, or DHT

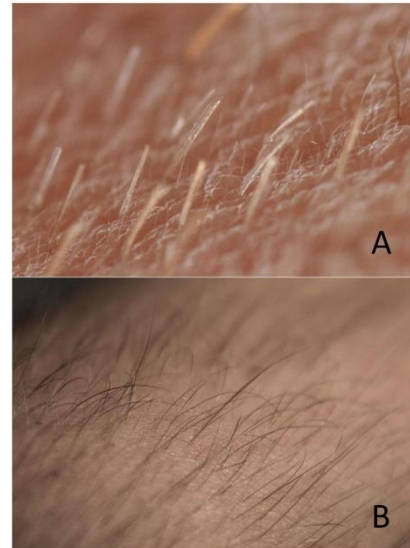
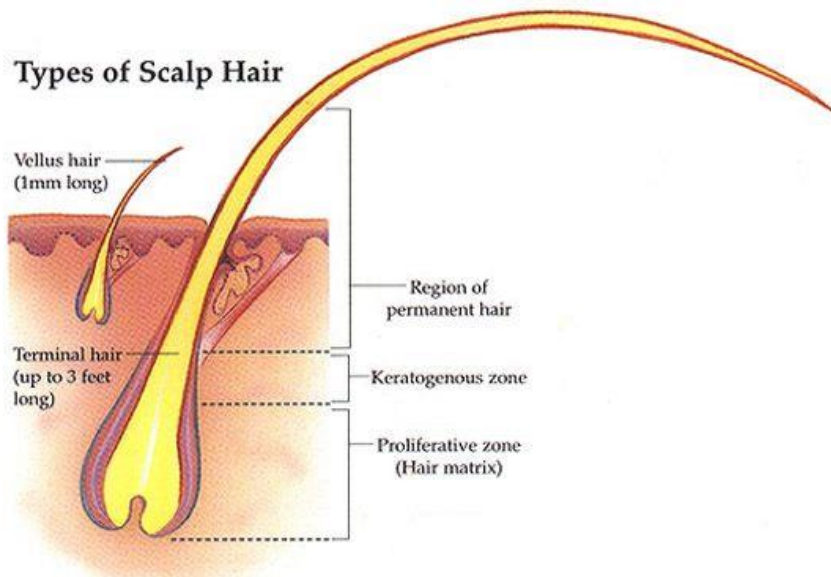




DHT SHRINKS THE FOLLICLES



TYPES OF HAIR: TERMINAL & VELLUS HAIR



A. Vellus Hair. B. Terminal Hair



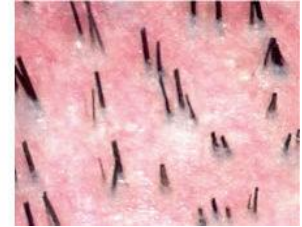
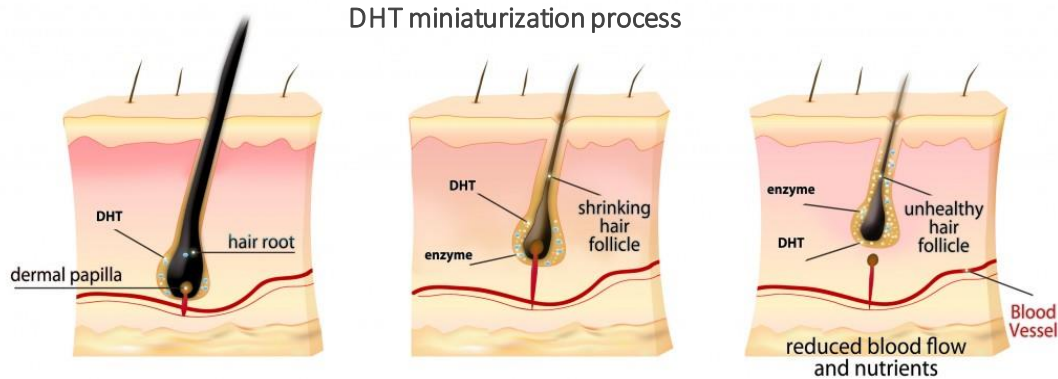
WHY DO WE LOSE HAIR?

DHT is derived from testosterone by the 5- α reductase enzyme, which is active within the hair follicle cells of both men and women.

High levels of DHT trigger the "hair loss genes" of the cells and prevents normal hair growth.

The supply of blood and nutrients is compromised and the hair grows thinner and shorter until it is completely eliminated.

This biological process is also known as **follicle miniaturization** (follicles that shrink over time).



WHAT CAN BE DONE ABOUT IT?

- **The good news** – hair miniaturization can be reversed.
- **The bad news** – eliminated follicles are not likely to be restored.

🔪 What we do during the treatment?

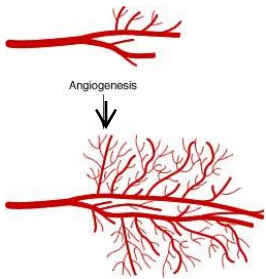
- 🔪 Block DHT around the follicles.
- 🔪 Restore the activity of the dermal papilla.
- 🔪 Replenish micro-circulation that brings oxygen and nutrients to the roots.
- 🔪 Supply all the nutrients, vitamins and proteins required for follicle recovery.
- 🔪 Make sure the skin tissue around the follicle is healthy and functioning properly.



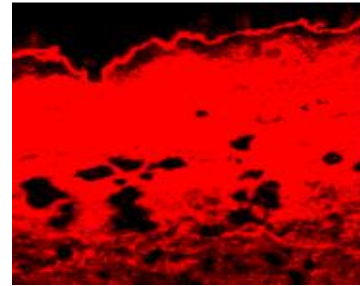
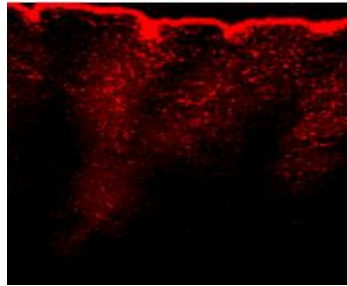
COMBAT HAIR LOSS WITH MICRONEEDLING



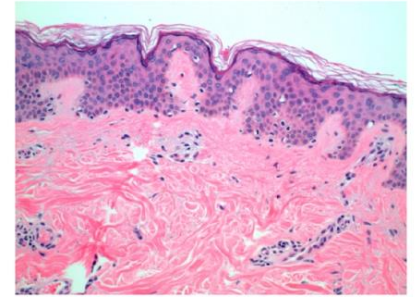
Angiogenesis

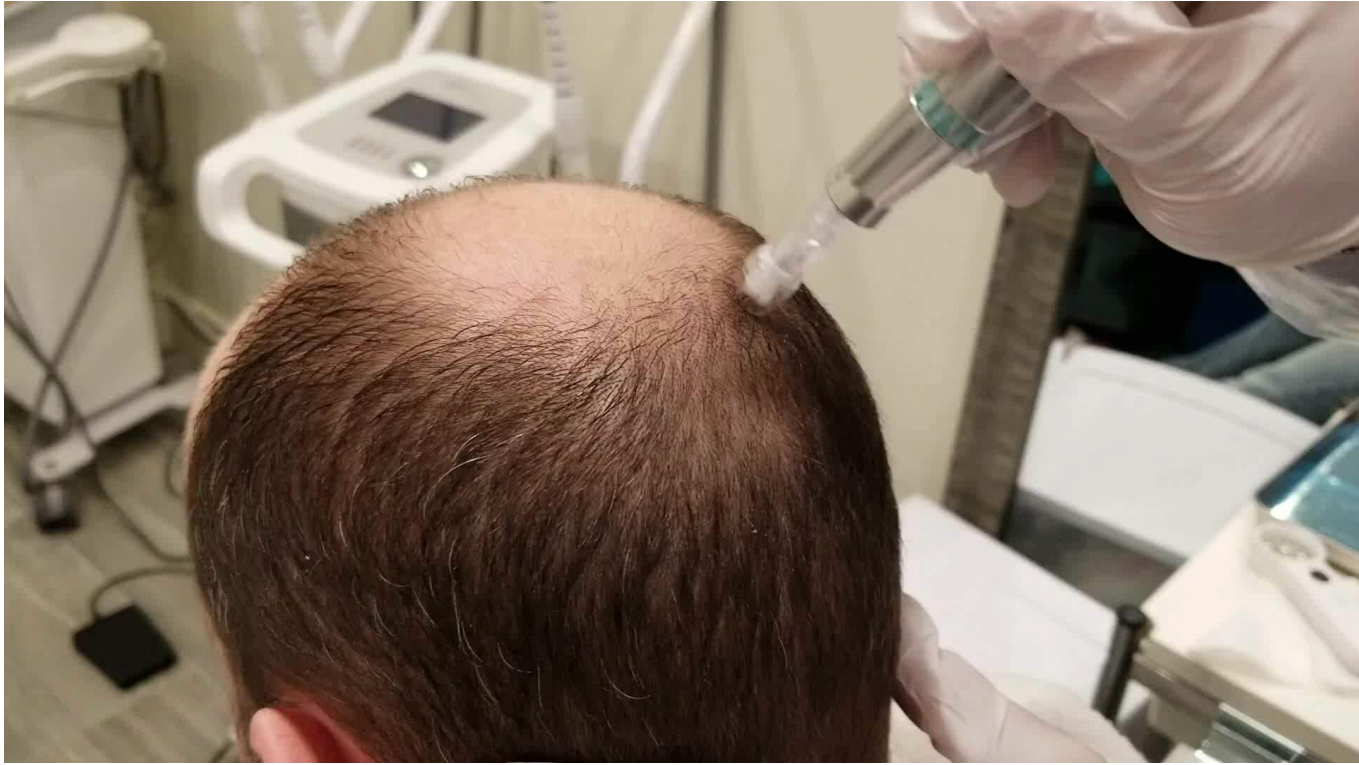


Enhanced infusion of therapeutic ingredients



Healthier skin







Dermaroller®

DermaSpark Academy

XCELLARIS PRO

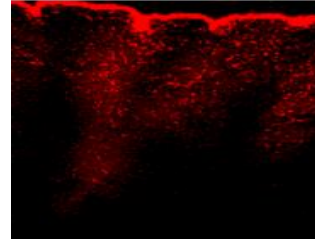
XCELLARIS PRO, the new Hair & Scalp treatment by Dermaroller, was designed to create the optimal conditions for reversing the process of hair loss.

XCELLARIS PRO is based on **natural & highly potent active ingredients** which target the hair follicles and the surrounding skin tissue.

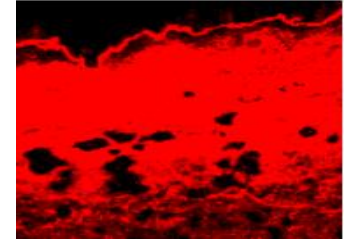


Unlike regular topical products, the active ingredients of XCELLARIS PRO go beyond the surface of the scalp and penetrate deeper into the skin. The eDermaStamp creates thousands of micro-channels which significantly increase the absorption of active ingredients, ensuring maximum treatment efficacy.

Absorption of topical active ingredients



Without eDermaStamp
limited absorption (7%)



With eDermaStamp
Increased absorption (80%)

HAIR & SCALP by Dermaroller®

XCELLARIS PRO kit is combines professional & homecare treatments.
The kit contains:

- 4x **Hair Repair** Ampules (5ml each) – a robust complex of natural DHT blockers, antioxidants and cell activity boosters
- 4x **Skin Rejuvenation Vitamin** ampules (5ml each) – rich with vitamins and amino acids necessary for healthy hair growth
- 1x bottle of **Hair Lotion** (70ml) – therapeutic complex of DHT blockers, antioxidants and scalp-rejuvenation agents

The **Hair Repair & Skin Rejuvenation Vitamin ampules** are used in-clinic during the professional eDermaStamp treatments. They promote and maintain healthy hair growth and insure optimum cellular metabolism.

The **Hair Lotion** is used at home between the professional treatments and can be combined with the home-care Dermaroller to nourish and repair hair fibers and increase hair volume.



*One kit per patient

POWERFUL ACTIVE INGREDIENTS



Ginseng extract

Anchors the roots of hair follicles to the scalp and prevents hair thinning



Caffeine

Powerful antioxidant, stimulates blood supply to the roots and blocks DHT



B-vitamin complex

The best vitamin group for hair loss. B vitamins stimulate blood supply to the roots and increase the activity of cells around the scalp



Copper peptide

Powerful DHT blocker with anti-inflammatory benefits



**Saw Palmetto berry extract
(Serenoa serrulata fruit)**

One of the best known natural ingredients to block DHT



Biotin

Derived from grain and nuts, biotin is known to boost the production of keratin - the protein of which hair is made of



Amino-acid complex

The building blocks of keratin and other proteins that support healthy hair growth

POWERFUL ACTIVE INGREDIENTS



Corn seed extract

Improves blood flow to hair follicles. It is a natural emollient that moisturizes the scalp and hair by keeping the hair follicles hydrated and well nourished



Rosemary oil

Rosemary essential oil is known for its ability to improve cellular generation and blood circulation in hair follicles.



Sage oil

Clary sage essential oil helps balance scalp oils and increases cellular metabolism.



Vitamin C

Powerful antioxidant which also helps to create collagen — an important part of hair structure.



Hyaluronic acid

Enriches the scalp with moisture and keeps the follicles well-hydrated. Hyaluronic acid is also known as a natural antioxidant



Grape seed oil

Rich with vitamin E and linoleic acid which hydrate the scalp and stimulate hair growth

HAIR & SCALP by Dermaroller®

Clinical Benefits:

- ↳ Strengthens hair roots
- ↳ Repairs damaged follicles
- ↳ Increases thickness and density
- ↳ Maintains function and structure of scalp skin tissue
- ↳ Ensures optimal anchorage of the hair roots



Hair & Scalp

Professional in-clinic & at-home Hair Growth protocol



Protocol
8 weekly / bi-weekly in-clinic
treatments + daily Hair
Lotion at home

In-clinic with the eDermaStamp®:

- 4x **Hair Repair** ampules (5 ml each) with natural DHT blockers, antioxidants, and pro-circulatory agents.
- 4x **Skin Rejuvenation Vitamin** ampules (5 ml each) with vitamins, antioxidants, amino acids and other essential follicle-rejuvenating agents.

At-home:

- 1x **Hair Lotion** (70 ml) with a therapeutic complex of DHT blockers, vitamins, antioxidants, and other follicle nutrients.

The **Hair Repair** & **Skin Rejuvenation Vitamin** ampules are alternately infused during the professional eDermaStamp® treatment protocol. They promote healthy hair growth and optimize follicle functions to reverse the process of follicle miniaturization. The **Hair Lotion** is used at home in between and after the professional treatments, and can be combined with the Dermaroller® Home Care Roller to nourish the follicles, support hair recovery, and maintain the professional results.

TREATMENT PROTOCOL

8 **weekly** sessions in-clinic using the eDermaStamp with fixed needles' length of **0.5mm** and **no numbing**

In-clinic with eDermaStamp		At home between sessions
Week 1	Hair Repair ampule	<ul style="list-style-type: none">• Apply a few drops of hair lotion every night and massage into the scalp• Every other night – use the Dermaroller home-care roller for 3-5 minutes before applying the hair lotion• After the 8th treatment – use the Dermaroller home-care roller every other night. The hair lotion should be applied every night.
Week 2	Skin Rejuvenation Vitamin ampule	
Week 3	Hair Repair ampule	
Week 4	Skin Rejuvenation Vitamin ampule	
Week 5	Hair Repair ampule	
Week 6	Skin Rejuvenation Vitamin ampule	
Week 7	Hair Repair ampule	
Week 8	Skin Rejuvenation Vitamin ampule	

Treatment Protocol: 8 Weekly / Bi-weekly Sessions

ONCE A WEEK In Clinic

1. Disinfect the area

2. Apply the ampule* content

3. Needle the scalp at 0.5mm

* Alternate the ampules every session, starting with the Hair Repair

EVERY DAY At Home

Apply the hair lotion every night, starting right after the first treatment

To optimize results, use the home-care roller every other day before applying the lotion



HAIR & SCALP

by

The logo features a stylized vertical line with a horizontal bar at the top and a teal oval at the bottom. The word "Dermaroller" is written in a serif font, with a registered trademark symbol (®) to its upper right.

Dermaroller®

THE GOLD STANDARD IN MICRO-NEEDLING

HOW TO CARE FOR YOUR HAIR AT HOME

HOW TO CARE FOR YOUR HAIR AT HOME

At night, before going to bed:



1. Wash your hair and dry your scalp.
2. **Gently needle the scalp for a few minutes with Dermaroller® Home-Care roller.
3. Wash the needles with lukewarm water and use the provided roller cleaner to disinfect the needles.



**use the roller 2-3 times a week,
and not on consecutive days



1. Apply a few drops of the Hair Lotion and gently massage into the scalp.
2. Use the lotion every night, either with or without the roller.





HAIR & SCALP VS. PRP

	DHT blockers	Nutrients & vitamins	Angiogenesis
	No	No	Yes
	Yes	Yes	Yes



ReadyMedical Growth Factors VS. PRP

	DHT blockers	Hyaluronic acid	Growth factors
	No	No	Yes
	Yes	Yes	Yes



Hair Growth Treatments

1. Instruct your client to wash and dry the hair before she/he comes to the clinic.
2. Disinfect the scalp with 70% alcohol. Use a comb to expose the treatment area as much as possible.
3. Set the speed of the machine to 150 strokes per second and attach new sterile needle tip.
4. Do NOT apply numbing cream on the scalp.
5. Set the needle length to 0.5mm.
6. Shake the ampule (Hair Repair / Skin Vitamin) and snap off the ampule's head to open.
7. Use a pipette to apply a few drops directly to the exposed scalp and needle it in. Apply more drops as you move to cover the entire treatment area.
8. Maintain full contact with minimal pressure.
9. Once the entire area has been treated, apply any remaining serum and gently massage it until complete absorption.



BEFORE & AFTER



Before



After 6 weekly sessions

BEFORE & AFTER



Before

After 6 weekly sessions

BEFORE & AFTER



After 8 weekly sessions

BEFORE & AFTER



After 5 weekly sessions

BEFORE & AFTER



BEFORE & AFTER



BEFORE & AFTER



BEFORE & AFTER



BEFORE & AFTER



CONTRAINDICATIONS

Never treat in case of:

- Cardiac disease
- Pregnancy
- Chemotherapy or radiation
- Skin Cancer
- Accutane (wait 6-12 months)
- HIV



Consult your treating physician:

- Blood thinner medications
- Hormone replacement therapy
- Collagen Vascular Disease (lupus, scleroderma, rheumatoid arthritis) - the immune system causes inflammation in the collagen and nearby joints
- Bleeding disorders, haemophilia - impairs the body's ability to make blood clots
- Uncontrolled diabetes
- Keloid/hypertrophic scarring
- Severe telangiectasia or spider veins, erythema or bruising (which can be an indication of increased blood flow to the area)
- Lactating





Dermaroller®

DermaSpark Academy

HAIR & SCALP

by



For more information please contact us at

1-866-237-0849

Contact@dermaspark.com

paula@DermaSpark.com